
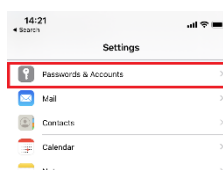
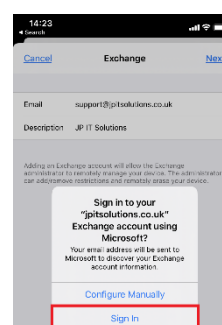
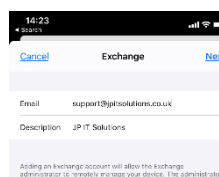


How to add 365 emails into iPhone/iPad

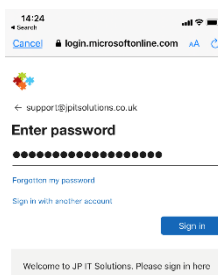
1. Open Settings, then Passwords & Accounts then click add account then click on Microsoft exchange



2. Enter your email address, then enter your description (company name). Click next then click sign in



3. Enter your 365 passwords then click save password then click save



4. By default, mail will only sync 1 week. Go back to settings, passwords & Accounts, click on your new account, select mail days to sync. Change this to No Limit.

